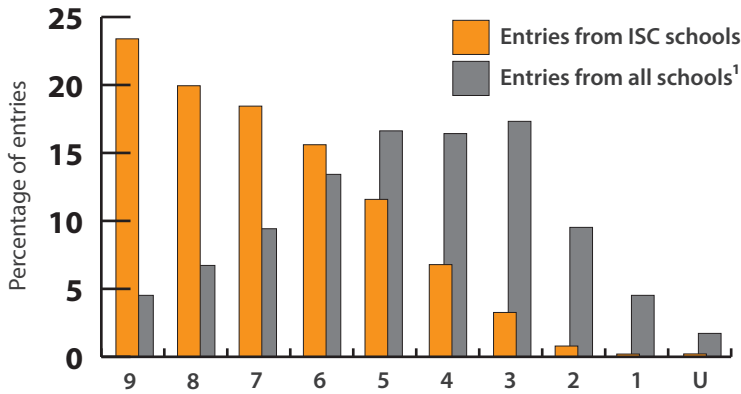


# Year 11 Exam Results 2019 Summary



Following the publication of the Year 11 exam results, we have analysed the data to produce a like-for-like comparison of the **531** schools that submitted results in both 2018 and 2019. These results include updates following Reviews of Results (RoR) submitted by schools to ISC by 18th October 2019.

## Nearly a quarter of all entries were graded 9, more than five times the national average



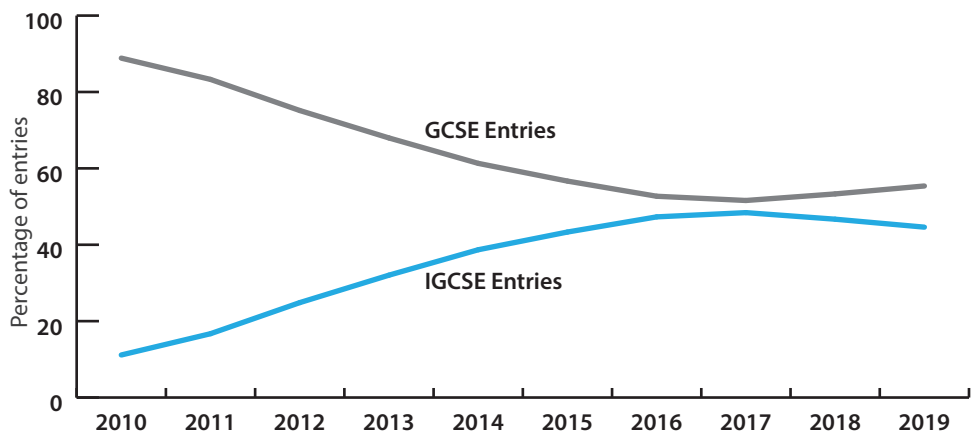
**23.4%** of entries were awarded a grade 9 this year and this compares to **4.5%** of results nationally. In 2018, **20.6%** of entries were awarded a grade 9.

If we consider entries graded 9/8/A\*, **42.8%** were awarded at this level compared to **10.9%** nationally and **41.8%** in 2018. **95.6%** of entries achieved a grade C/4 or better, compared to **67.3%** nationally and **95.5%** last year.

Note: 529 ISC schools entered candidates for 9-1 GCSEs/IGCSEs  
 1 Source: The Joint Council for Qualifications (JCQ) (GCSEs only)  
 ISC's figures include GCSE and IGCSE results

## IGCSEs still account for nearly one half of all entries but there has been a shift to GCSEs this year

This year, IGCSEs made up **45.0%** of all entries but this is down compared to the **47.0%** of entries that were IGCSEs last year.

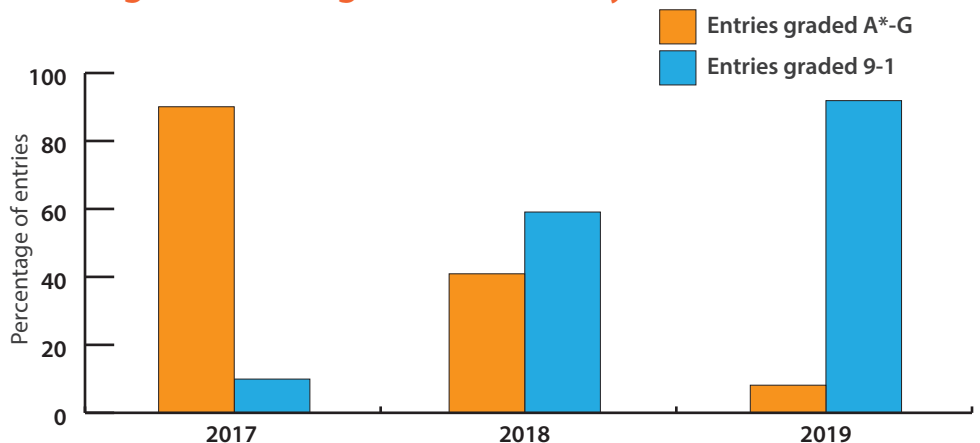


Based on information from ISC's Year 11 exam results for each year, not on a like-for-like basis

## More than 90% of ISC entries were graded using the new 9-1 system

In 2017, reformed GCSEs using the new 9-1 grading were introduced for 3 subjects. In the following years, this was rolled out to almost all subjects. ISC data shows that the majority of entries are now graded on the new 9-1 system. In 2017, only **9.9%** of entries were graded using 9-1, but in 2019 this has risen to **91.9%**.

It should be noted that A\*-G grading is still offered by the exam boards in Wales and Northern Ireland for their GCSEs.



The analysis above is based on **362,093** entries and **38,626** candidates. Each candidate therefore took an average of **9.4** GCSEs. For some statistics, it is possible to express them in terms of candidates. For example, **73.9%** of candidates had at least one grade 9/8/A\* and **87.1%** of candidates had a least one grade 9/8/7/A\*/A.