

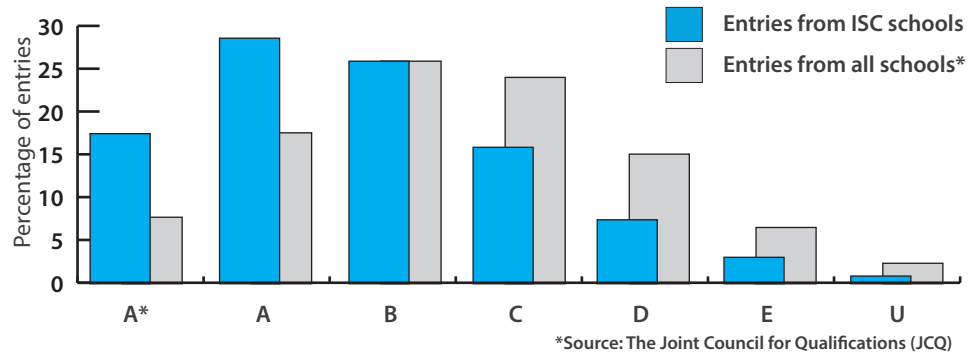
# Year 13 Exam Results 2019 Summary

Following the publication of the Year 13 exam results, data were collected from **513** Independent Schools Council schools covering a total of **36,938** candidates. These results include updates based on Reviews of Results (RoR) submitted by schools to ISC by 18th October 2019. Visit <http://www.isc.co.uk/research> for more details.

## Half of A Level entries awarded either A\* or A - nearly twice the national average

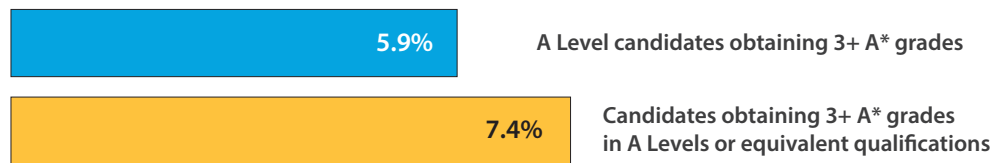
This year's A Level exam results from **34,141** candidates at **497** ISC schools show that **17.6%** of entries from ISC pupils were awarded an A\* (nationally **7.8%**).

The proportion of entries from ISC pupils achieving an A\* or A grade was **46.4%** (nationally **25.5%**).



## One in fourteen candidates at ISC schools achieve three or more A\* grades

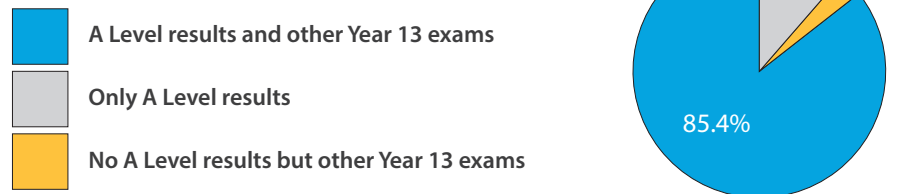
While **5.9%** of candidates (**2,013** pupils) were awarded three or more A\*s at A Level alone, when equivalent qualifications such as the IB and Pre-U are included, this figure jumps up to **7.4%**.



## Nearly ninety percent of ISC schools had results for other Year 13 exams

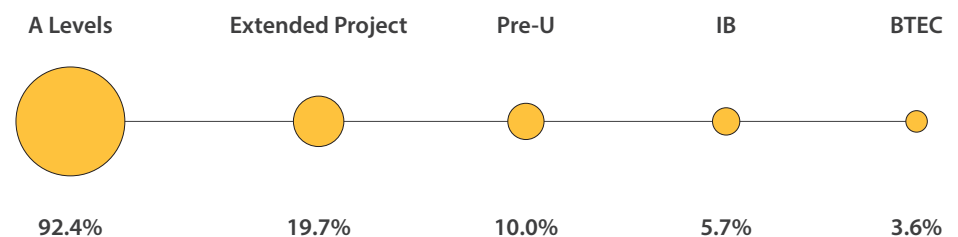
ISC schools offer a diverse range of qualifications to complement pupils' A Level subject choices. The Extended Project, completed by **19.7%** of pupils at **73.5%** of ISC schools, is often taken as a fourth subject in place of a standalone AS Level.

### Proportion of ISC schools submitting:



**88.5%** of schools reported results for exams other than A Levels. Alternative qualifications are increasing in popularity, with **10.0%** of pupils taking a Pre-U, **3.6%** taking a BTEC and **5.7%** taking at least one IB subject. Candidates often take these qualifications alongside A Levels.

### Year 13 candidates obtaining results in each type of exam:

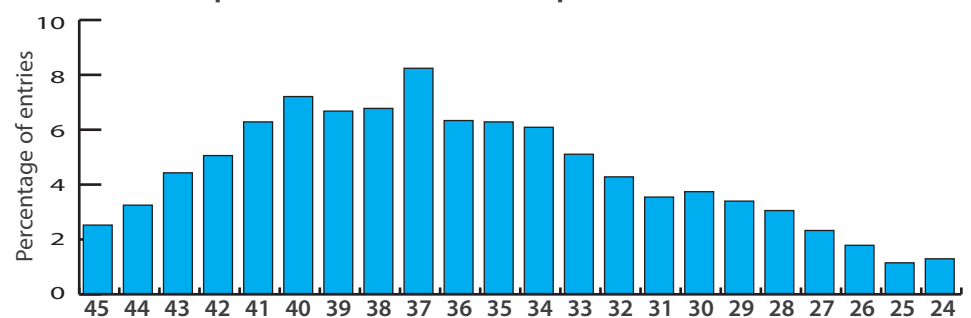


## Over a third of pupils gaining the IB Diploma obtained 39 points or more

**7.6%** of pupils at ISC schools chose not to take A Levels at all. The majority of these pupils took the International Baccalaureate instead.

The average points score for pupils taking the IB Diploma was **36**, roughly equivalent to **4.5** As at A Level. **51** pupils obtained 45 points, the highest mark, making up **a quarter** of all pupils worldwide gaining this score.

### Breakdown of point scores for the IB Diploma



Based on the results for 2,053 pupils taking the IB Diploma at ISC schools. The maximum score available is 45 points, with a pass mark of 24 points.