

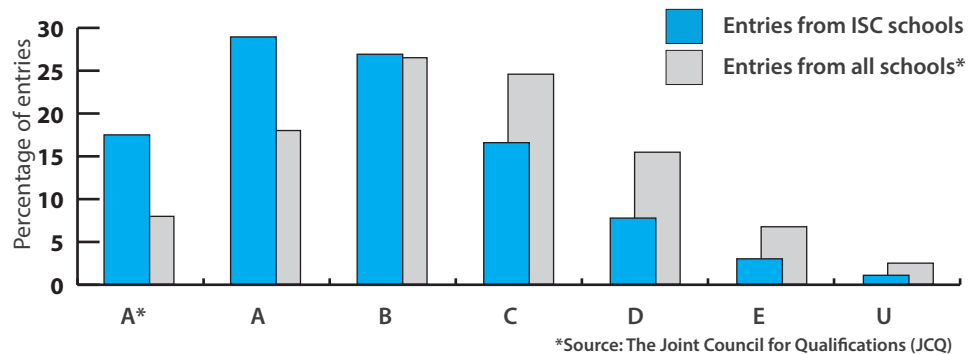
Year 13 Exam Results 2019 Summary

In the week following the publication of the Year 13 exam results, data were collected from **498** Independent Schools Council schools covering a total of **36,019** candidates. This is based on the first provisional data and is subject to change due to appeals and remarks. Visit <http://www.isc.co.uk/research> for more details.

Half of A Level entries awarded either A* or A - nearly twice the national average

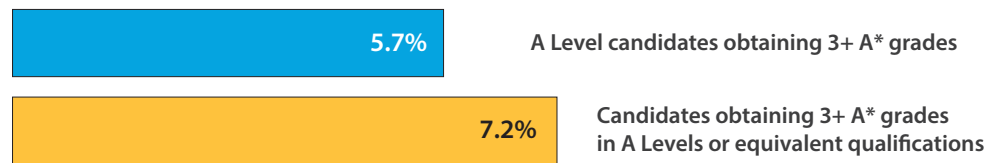
This year's A Level exam results from **33,265** candidates at **482** ISC schools show that **17.2%** of entries from ISC pupils were awarded an A* (nationally **7.8%**).

The proportion of entries from ISC pupils achieving an A* or A grade was **45.7%** (nationally **25.5%**).



One in fourteen candidates at ISC schools achieve three or more A* grades

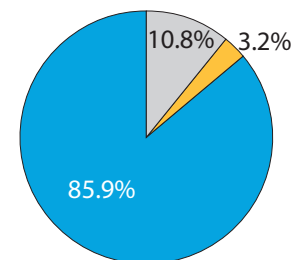
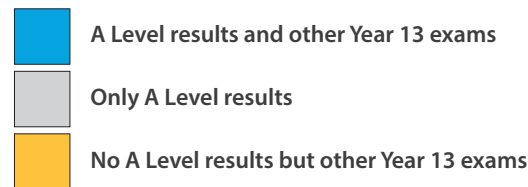
While **5.7%** of candidates (**1,891** pupils) were awarded three or more A*s at A Level alone, when equivalent qualifications such as the IB and Pre-U are included, this figure jumps up to **7.2%**.



Nearly ninety percent of ISC schools had results for other Year 13 exams

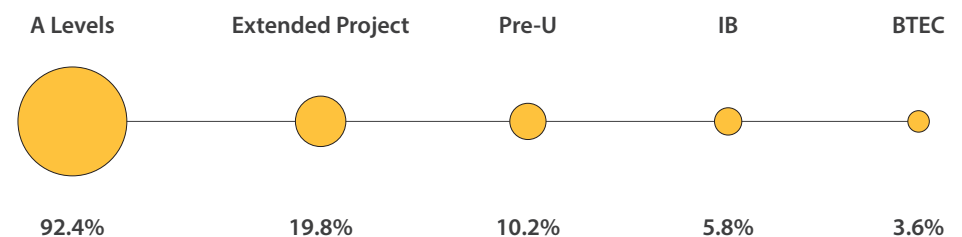
ISC schools offer a diverse range of qualifications to complement pupils' A Level subject choices. The Extended Project, completed by **19.8%** of pupils at **74.3%** of ISC schools, is often taken as a fourth subject in place of a standalone AS Level.

Proportion of ISC schools submitting:



89.1% of schools reported results for exams other than A Levels. Alternative qualifications are increasing in popularity, with **10.2%** of pupils taking a Pre-U, **3.6%** taking a BTEC and **5.8%** taking at least one IB subject. Candidates often take these qualifications alongside A Levels.

Year 13 candidates obtaining results in each type of exam:

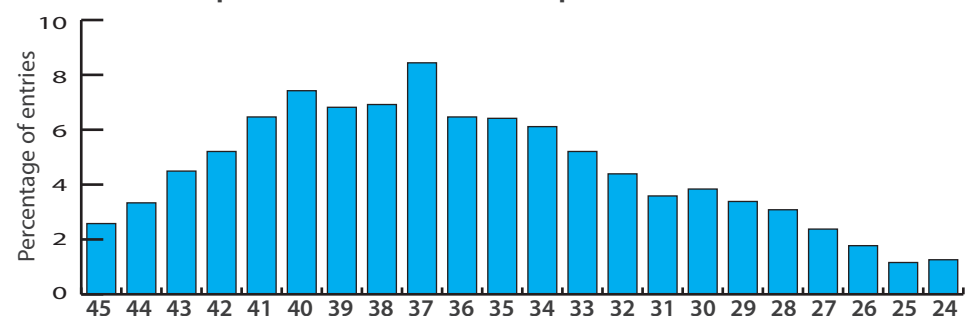


Over a third of pupils gaining the IB Diploma obtained 39 points or more

7.6% of pupils at ISC schools chose not to take A Levels at all. The majority of these pupils took the International Baccalaureate instead.

The average points score for pupils taking the IB Diploma was **36**, roughly equivalent to **4.5** As at A Level. **51** pupils obtained 45 points, the highest mark, making up **a quarter** of all pupils worldwide gaining this score.

Breakdown of point scores for the IB Diploma



Based on the results for 2,038 pupils taking the IB Diploma at ISC schools. The maximum score available is 45 points, with a pass mark of 24 points.