

Year 11 Exam Results 2018 Summary

In the week following the publication of the Year 11 exam results, data was collected from **549** Independent Schools Council schools covering a total of **37,913** candidates. This is based on the first provisional data and is subject to change due to appeals and remarks. Visit <http://www.isc.co.uk/research> for more details.

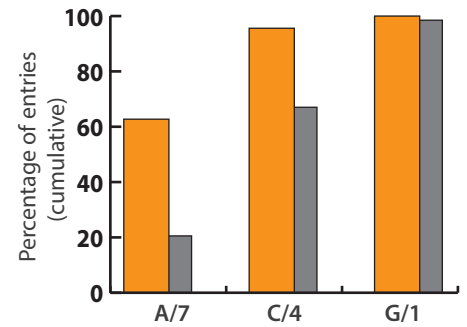
Over 60% of entries awarded A*/A or 9/8/7 - three times the national average

This year's GCSE and IGCSE results from ISC schools show that **62.6%** of entries were awarded either an A*, A, 9, 8, or 7 grade (nationally **20.5%**)¹.

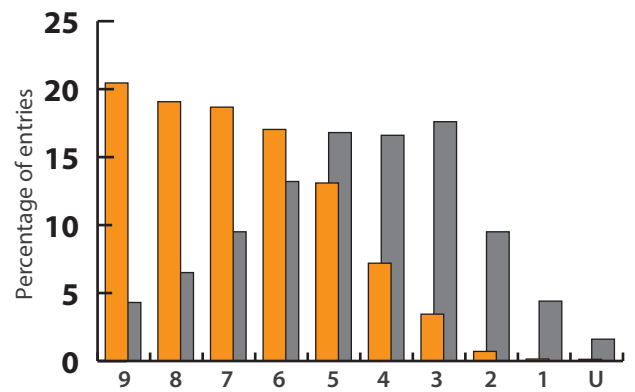
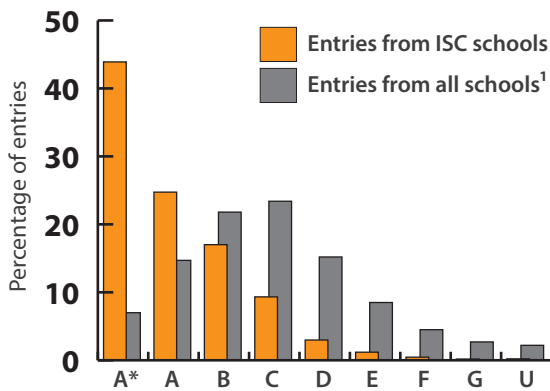
The chart on the right shows our schools' overall performance using the common grade boundaries of A and 7, C and 4, and G and 1.

Candidates took on average **9.5** entries, and achieved an average points total of **64.5**, which corresponds to **one A* and eight A grades**. The average entry result was **6.8**, which is closer to an A than a B.

The charts below show the detailed breakdown for A*-G and 9-1 GCSEs and IGCSEs.



¹ Source: The Joint Council for Qualifications (JCQ) (GCSEs only)
ISC's figures include GCSE and IGCSE results



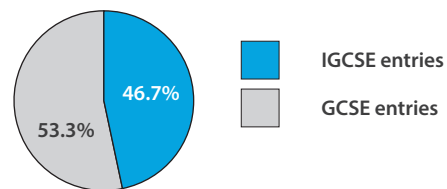
Note: 543 ISC schools entered candidates for 9-1 GCSEs/IGCSEs

Nearly half of all entries were IGCSEs

ISC schools reported the results for **167,490** IGCSEs and **191,202** GCSEs. IGCSEs therefore account for **46.7%** of Year 11 entries.

The proportion of GCSE and IGCSE entries from pupils at ISC schools:

Pupils typically take a mixture of GCSE and IGCSE subjects and in 2018, the vast majority of pupils (**84.4%**) obtained at least one IGCSE result.



...and 85% of GCSE entries were for the reformed 9-1 GCSEs

In 2017, reformed 9-1 GCSEs were introduced in England in three subjects: English Language, English Literature, and Mathematics. This year a further 20 subjects were reformed.

Reformed GCSEs now account for 85% of all GCSE entries at ISC schools.

