

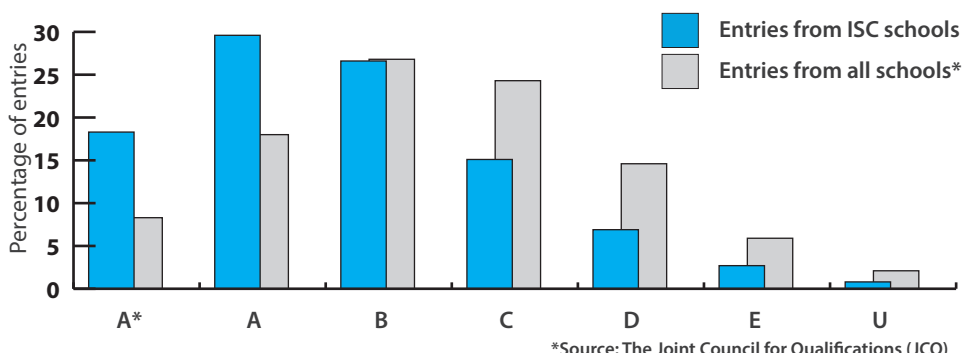
# Year 13 Exam Results 2017 Summary

In the week following the publication of the Year 13 exam results, data were collected from **452** Independent Schools Council schools covering a total of **34,934** candidates. This is based on the first provisional data and is subject to change due to appeals and remarks. Visit <http://www.isc.co.uk/research> for more details.

## Half of A Level entries awarded either A\* or A - twice the national average

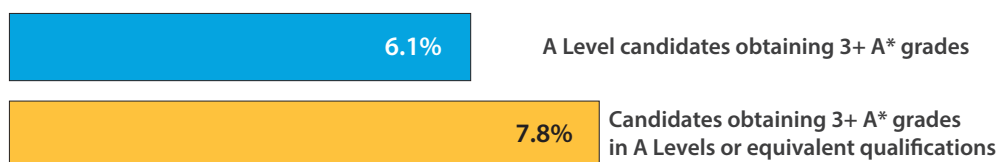
This year's A Level exam results from **31,257** candidates at **423** ISC schools show that **18.3%** of entries from ISC pupils were awarded an A\* (nationally **8.3%**).

The proportion of entries from ISC pupils achieving an A\* or A grade was **47.9%** (nationally **26.3%**).



## One in thirteen candidates at ISC schools achieve three or more A\* grades

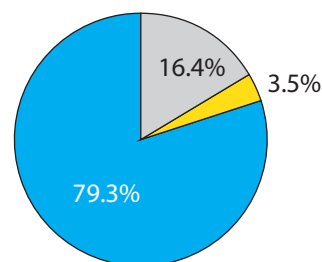
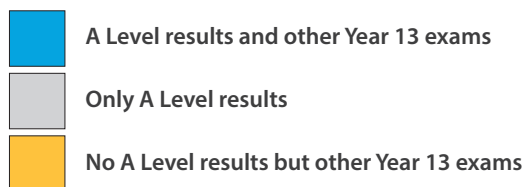
While **6.1%** of candidates (**1,919** pupils) were awarded three or more A\*s at A Level alone, when equivalent qualifications such as the IB and Pre-U are included, this figure jumps up to **7.8%**.



## Over eighty percent of ISC schools had results for other Year 13 exams too

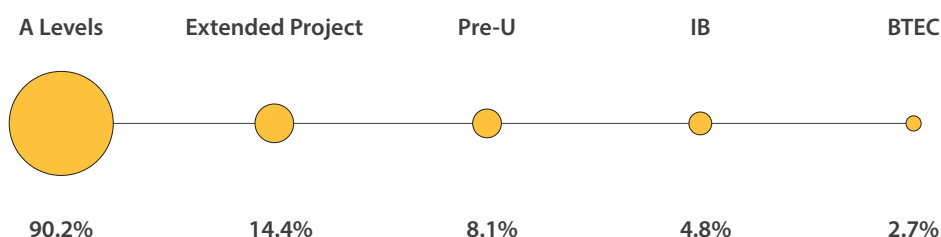
ISC schools offer a diverse range of qualifications to complement pupils' A Level subject choices. The Extended Project, completed by **14.4%** of pupils at **70.8%** of ISC schools, is often taken as a fourth subject in place of a standalone AS Level.

### Proportion of ISC schools submitting:



**82.8%** of schools reported results for exams other than A Levels. Alternative qualifications are increasing in popularity, with **8.1%** of pupils taking a Pre-U, **2.7%** taking a BTEC and **4.8%** taking at least one IB subject. Candidates often take these qualifications alongside A Levels.

### Year 13 candidates obtaining results in each type of exam:

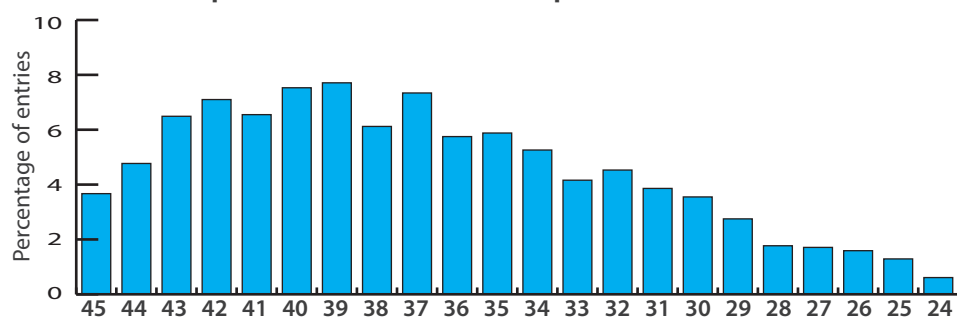


## Over a third of pupils taking the IB Diploma obtained 39 points or more

**9.8%** of pupils at ISC schools chose not to take A Levels at all. The majority of these pupils took the International Baccalaureate instead.

The average points score for pupils taking the IB Diploma was **37**, roughly equivalent to **4.5** As at A Level. **3.7%** of pupils obtained 45 points, the highest mark, which is only achieved by **0.1%** of candidates worldwide.

### Breakdown of point scores for the IB Diploma



Based on the results for 1,688 pupils taking the IB Diploma at ISC schools. The maximum score available is 45 points, with a pass mark of 24 points.