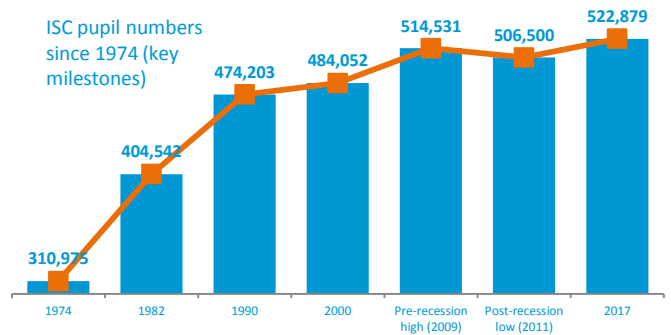


Highest number of pupils since records began in 1974

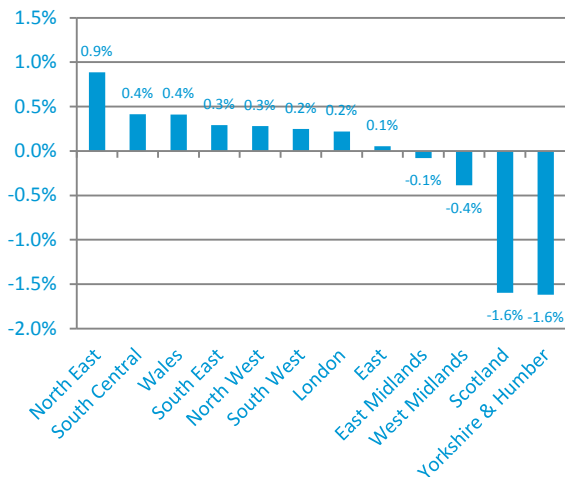
- There are now a record 522,879 pupils at 1,301 ISC member schools, up from 518,432 in 2016.
- At the 1,259 schools completing the Census in both 2016 and 2017, pupil numbers have remained stable.
- The most significant variations are regional with some areas experiencing increases in pupil numbers and others reductions in pupil numbers.



There are no significant changes within different subsets of pupils:

- Marginal decrease in the proportion of overseas pupils (overseas pupils account for 5.2% of all pupils this year, compared to 5.3% last year).
- Marginal decrease in the number of boarding pupils (boarding pupils account for 13.4% this year, compared to 13.6% last year).
- Marginal increase in the number of pupils attending co-educational schools (75.0% this year, 74.7% last year).
- A higher proportion of pupils with SEND were recorded this year (13.7% of all ISC pupils are recorded as having SEND compared to 13.2% last year). This may reflect increasing awareness of emotional SEND types in particular.
- The proportion of minority ethnic pupils has increased and continues to reflect general population trends (from 30% last year to 32% this year).

Annual growth in pupil numbers split by region (like-for-like*)



* Those schools completing the Census in both 2016 and 2017

Lowest fee increase since 1994 and increasing amount of fee assistance

- Average fee increases this year were 3.5% in line with last year and the lowest since 1994.
- £900m was provided in fee assistance for pupils at ISC schools, an increase of 4.9% compared to last year.
- More than £760m of this £900m came directly from ISC schools, an increase of 4.8% compared to last year.
- Over £380m related to means-tested assistance, 3% higher than last year.
- 5,742 pupils paid no fees at all

An estimated 175,000 state pupils benefiting from ISC / state school partnerships

Breakdown of facilities at ISC schools

	Number of schools	% of all ISC schools
All-weather athletics track	62	4.8%
Astroturf	633	48.7%
Concert hall/theatre	1296	54.5%
Dance studio	709	54.5%
Fitness centre	402	30.9%
Rowing facilities	396	30.4%
Sports centre	76	5.8%
Sports fields	592	45.5%
Squash courts	891	68.5%
Swimming pool	211	16.2%
Tennis courts	595	45.7%

- 1,140 ISC schools are currently in partnership with state schools, 28 more schools than last year
- The types of partnerships vary, from academy sponsorship, to seconding teaching staff to serving as governors at state schools (see next page)
- Each of the 1,140 schools works with approximately 155 state pupils on average. Assuming no overlap that equates to approximately 175,000 state pupils benefitting from ISC partnerships.

- Whilst some ISC schools are very facility rich, many are not. For example, collectively there are only 62 all-weather athletics tracks in all ISC schools. Assuming all these were shared with state schools, they would only serve a small fraction of the 28,000 state-funded schools in the UK. Collectively, 1,436 facilities are shared with local state schools.
- Beyond partnerships with state schools, between £10m and £15m was raised for charities at ISC schools this year and 851 ISC schools organise volunteering opportunities for their staff and / or pupils.

Number of state-funded schools benefiting from partnership activities

Number state schools	Number ISC schools	% ISC schools
1-10	917	80.7%
11-20	131	11.5%
21-30	32	2.8%
31 +	57	5.0%
	1,137	100%

Note that 3 schools did not record the number of state schools benefiting

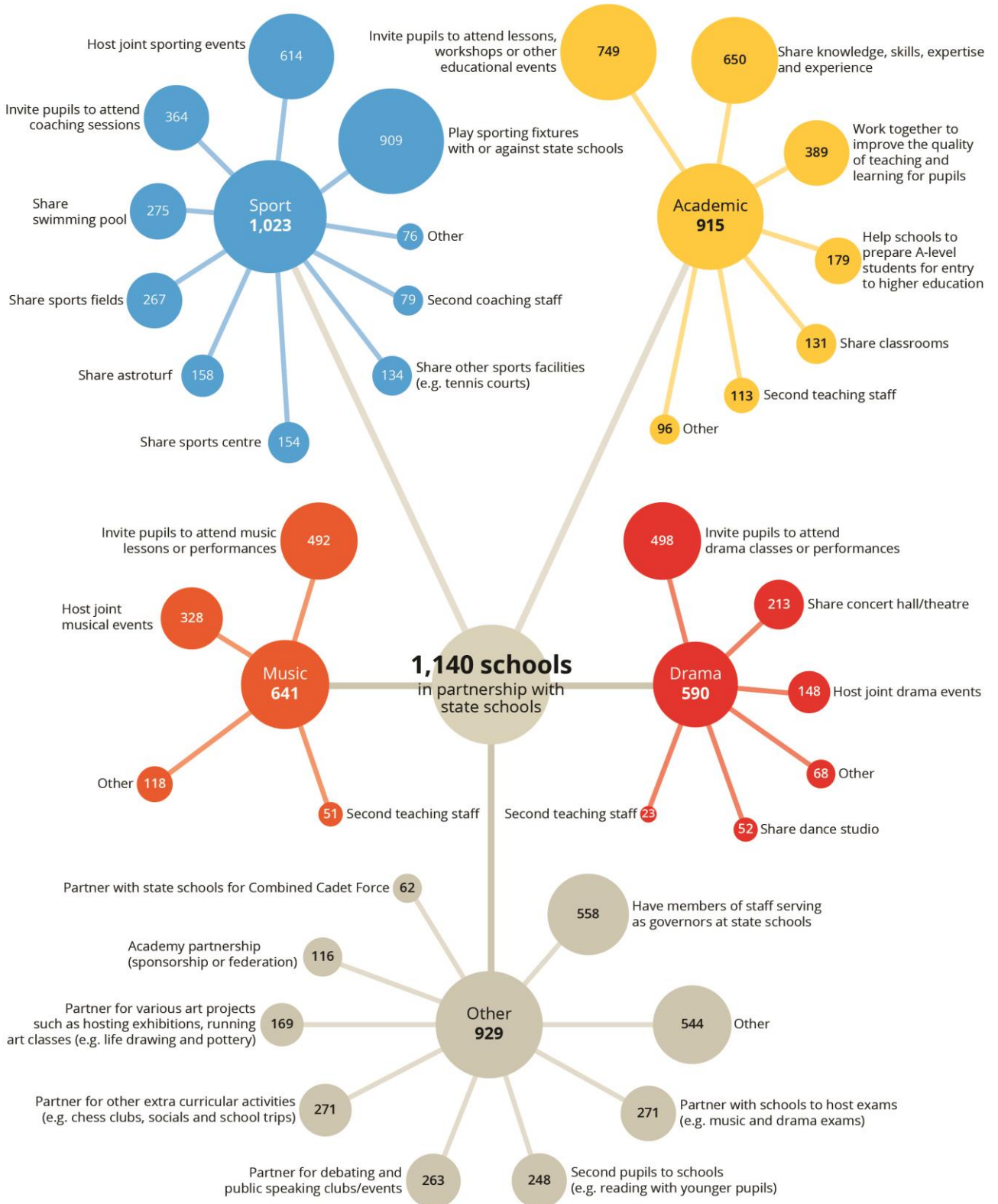
Number of state-funded pupils benefiting from partnership activities

Number state pupils	Number ISC schools	% ISC schools
I don't know	162	14.2%
20 or fewer	94	8.2%
20 to 50	203	17.8%
50 to 100	216	18.9%
100 to 200	219	19.2%
200 to 500	131	11.5%
500+	115	10.1%
	1,140	100%

Census & Annual Report Snapshot 2017



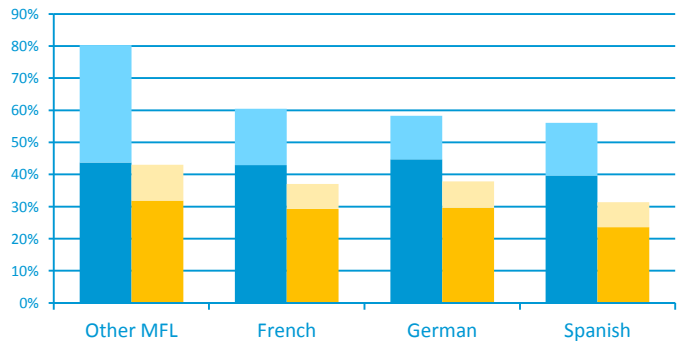
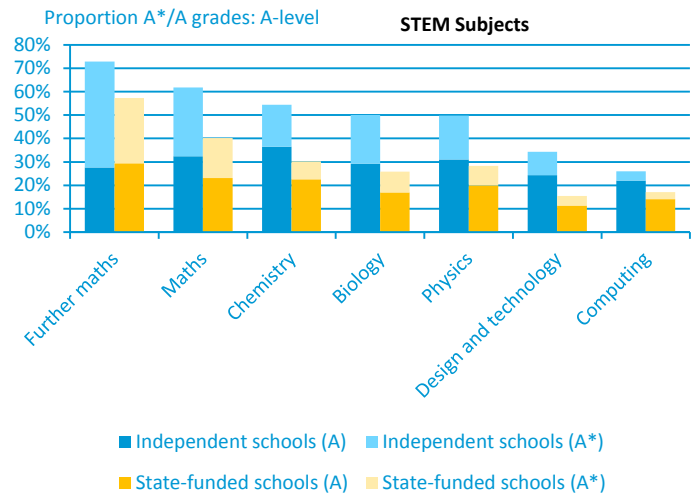
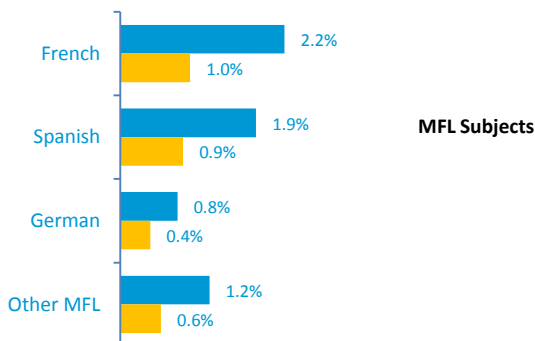
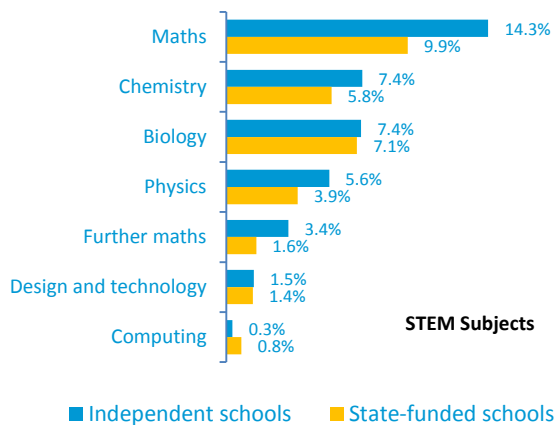
independent schools council



Over representation in key STEM and MFL subjects. Evidence of non-academic offerings and character education

- Independent schools enter a disproportionate number of pupils for most STEM subjects and all MFL (compared to state-funded schools). For some subjects, such as French and further maths, independent schools enter nearly twice as many candidates proportionately.
- As with the aggregate results for all subjects published in August, attainment gaps exist for key STEM and MFL subjects. For example, at chemistry A-level 54% of independent schools entries were awarded A* or A compared to 30% of state entries.

A-level entries as a proportion of all entries



- We estimate that ISC pupils on average spend 4-5 hours a week engaged in sport activities. This compares to less than 2 hours a week nationally. In addition, we estimate that ISC pupils spend on average 1-2 hours a week in performing arts activities.
- Research carried out by ISC analysing the value added by independent schools to “soft skills” has shown that pupils in ISC schools may be more open to learning, more able to recover from setbacks, and more conscientious.
- Nearly two thirds of ISC schools (840) reported that they have a formal character education programme in place.