

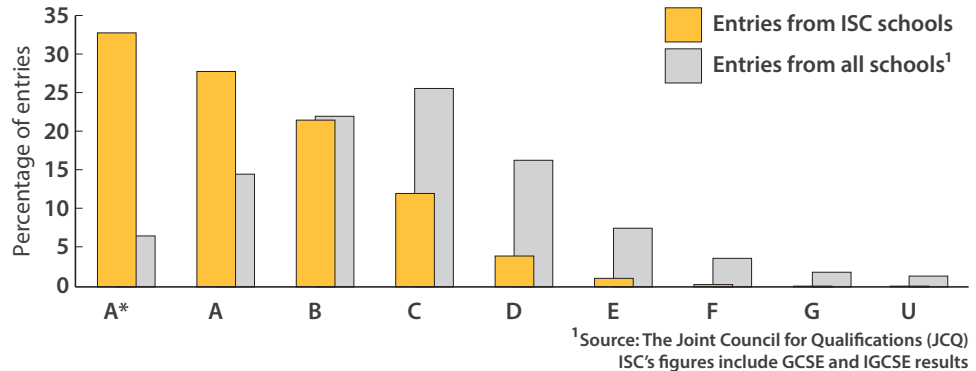
# Year 11 Exam Results 2015 Summary

In the week following the publication of the Year 11 exam results, data was collected from **560** Independent Schools Council schools covering a total of **41,134** candidates. This is based on the first provisional data and is subject to change due to appeals and remarks. Visit <http://www.isc.co.uk/research> for more details.

## More than sixty percent of GCSE and IGCSE entries awarded either A\* or A

This year's GCSE and IGCSE results from ISC schools show that **32.9%** of entries were awarded an A\* (nationally **6.6%**).

The proportion of entries from pupils achieving an A\* or A grade was **60.8%** (nationally **21.2%**).



## How well do Year 11 candidates perform at GCSEs and IGCSEs?

For ISC schools, the figures show that candidates achieved an average total of **480.1** points – equivalent to a nine subject result of **two A\*s and seven As** and an average subject entry result of **50.1** points, which is closer to an A than a B.

Candidates took on average **9.6** entries.

**90.1%** of pupils achieved five or more A\* to C grades including English and maths.

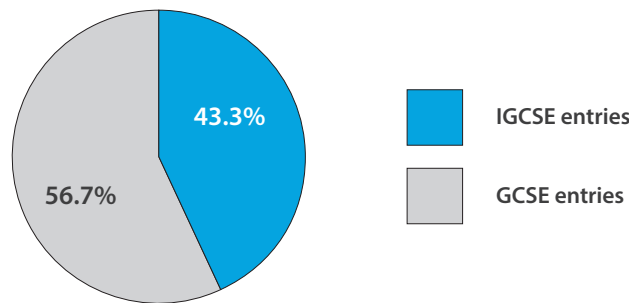
**76.2%** of pupils achieved five or more A\* to C grades including English, maths, science and a modern foreign language.

## More than four in ten entries were IGCSEs

ISC schools reported the results for **170,839** IGCSEs and **223,406** GCSEs. Meaning IGCSEs therefore account for **43.3%** of Year 11 entries.

Pupils typically take a mixture of GCSE and IGCSE subjects and in 2015, over three quarters of pupils (**80.3%**) obtained at least one IGCSE result.

### The proportion of GCSE and IGCSE entries from pupils at ISC schools:

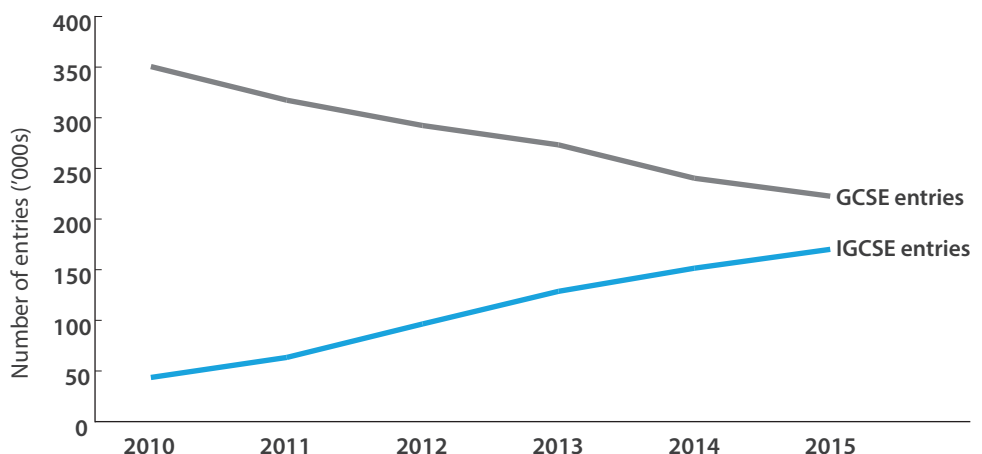


## ...and the growth of IGCSE entries continues!

Pupils at ISC schools took fewer GCSEs this year, as more schools offer the alternative IGCSE; **79.6%** of schools reported at least one IGCSE result.

There was a **12.3%** rise in the number of IGCSE entries from pupils at ISC schools on last year.

Since 2010, there has been a significant drop in the number of GCSE entries taken by pupils, a loss of **36.5%**. In the same time period, the number of IGCSE entries more than tripled. Three schools offered only IGCSEs this year.



Based on information from ISC's Year 11 exam result press releases for each year, not on a like-for-like basis