

# Year 11 Exam Results 2014 Summary

In the week following the publication of the Year 11 exam results, data was collected from **552** Independent Schools Council schools covering a total of **40,901** candidates. This data represents the first provisional data and is subject to change due to appeals and remarks. Visit <http://www.isc.co.uk/research> for more details.

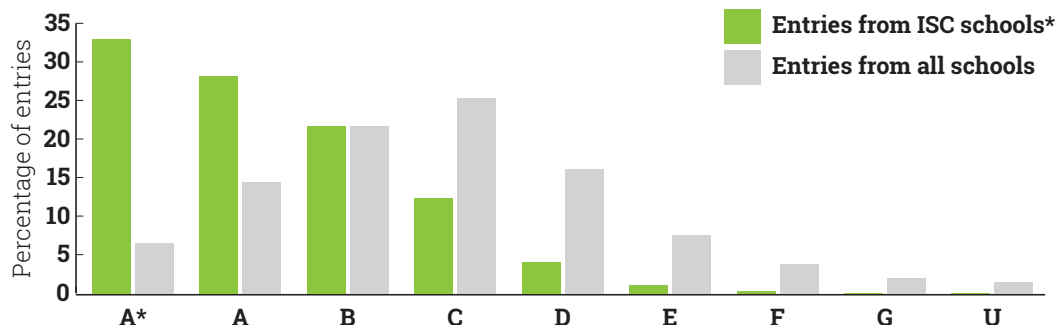


independent schools council

## More than sixty percent of GCSE and IGCSE entries awarded either A\* or A

This year's GCSE and IGCSE results from ISC schools show that **32.7%** of entries from ISC pupils were awarded an **A\*** (*nationally 6.7%*).

The proportion of entries from pupils achieving an **A\* or A** grade was **60.6%** (*nationally 21.3%*).

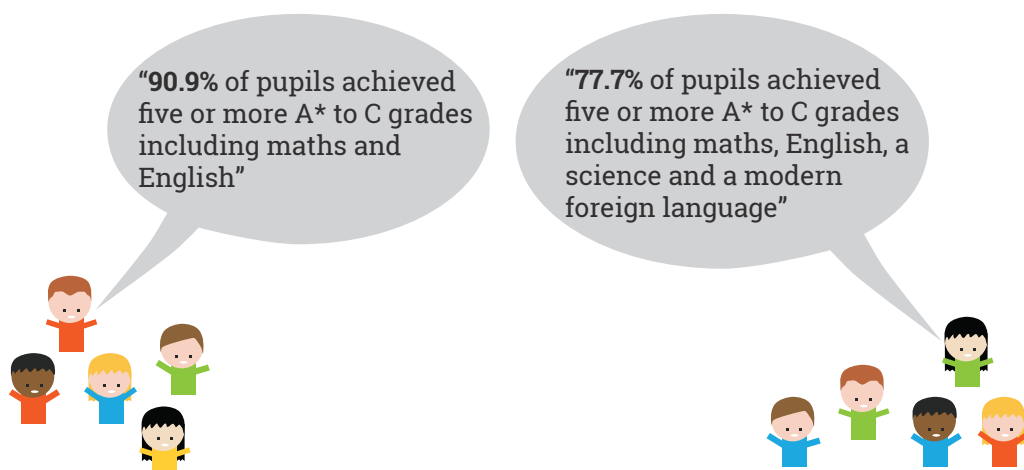


\* ISC's figures include GCSE and IGCSE results.

## How well do Year 11 candidates perform at GCSEs and IGCSEs?

For ISC schools, the figures show that candidates achieved an average total of **481.3 points** – equivalent to a nine subject result of **2 A\*s and 7 As** and an average subject entry result of **50.0 points**, which is closer to an A than a B.

Candidates took on average **9.6** subjects each.

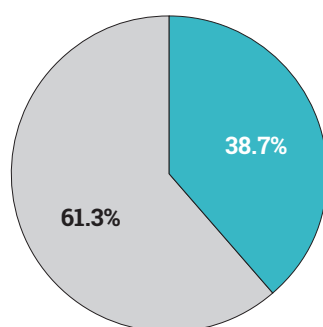


## Four in ten exam entries were for IGCSEs rather than GCSEs


ISC schools reported the results for **152,170** IGCSEs and **241,181** GCSEs taken by pupils. IGCSEs therefore account for four in ten Year 11 entries.

Pupils at ISC schools took fewer GCSEs this year, as more schools offer the alternative IGCSE; **79.3%** of schools reported at least one IGCSE result.

There was an **18%** rise in the number of IGCSE entries from pupils at ISC schools compared to 2013. Pupils typically take a mixture of GCSE and IGCSE subjects and in 2014, **76.7%** of pupils obtained at least one IGCSE result.



The proportion of GCSE and IGCSE entries:



The proportion of Year 11 candidates who obtained results in each type of exam:

